

[View this email in your browser](#)

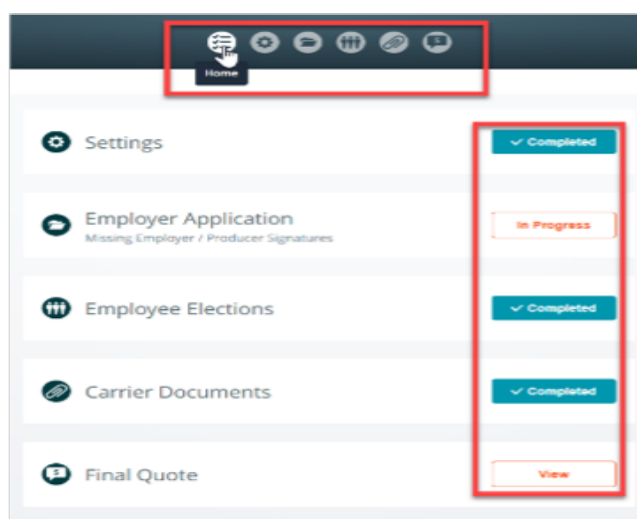
In the Loop with benefitter

For a printable version of this email, click [here](#).



Enrollment Refactor

We redesigned the Enrollment process to make it faster and easier to complete the process.

- The Enrollment Settings section for level funded plans now allow you to set the effective date, PEPM, stop loss, and a medical default plan. If you make any changes, it is advised that you resubmit the preliminary request.



- You can now return to the Enrollment Settings page from within an enrollment by clicking on the Settings checklist card or the new header link.
- There is now a warning when a level funded election is first created, to remind you that changes to these settings may lead to changes in plan pricing, so if you want the employees to make plan selections with more accurate pricing you should get a new underwritten quote before making elections.
- We made it easier for you to complete an Employer Application by asking at the beginning of the process whether you want to upload the application or enter the information electronically. We also combined the electronic signature step into the electronic application, rather than having separate cards to find.

 **Employer Application options** 

Do you want to enter the employer information electronically, or upload a paper application?

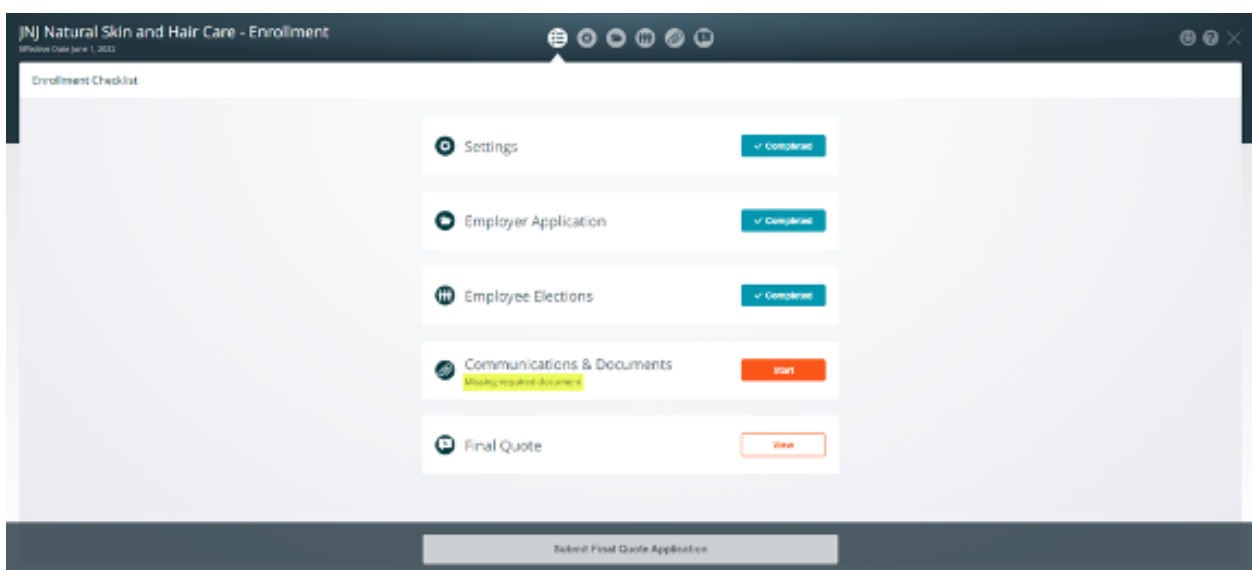
Electronic applications get underwritten faster than paper uploads, require less data entry, and receive fewer pends because the information is validated before it is sent.

The paper employer application forms are not necessary if you complete the electronic Employer Application.

[Cancel](#) [Electronic Application](#) [Upload Paper Application](#)

- Employee Elections are now much faster to select via dropdown. We dramatically improved the time it takes to make election choices via dropdown in the Employee Elections section of Benefitter, by not saving the changes until you click the Save button.
- You can now view the group's Submission History and Changes Since Last Submission by clicking into the Communications & Documents card. You can also view all of the carrier forms related to the group's enrollment from within the Other Carrier Documents section of the page.
- We added a Final Quote card to the checklist page to make it easier to find.

- It is now easier to navigate on smaller screens making information readable regardless of small screen size.
 - We made the “Submit for Underwriting” button a fixed footer making it always present.
 - The navigation cards have been resized to show them completely regardless of page size.
- The information on each card on the Checklist page has been updated to reflect what information is missing in each section.



- Last but not least, we also applied the Enrollment Checklist to enrollments that do not include UHC level funded plans, other medical carriers, and for specialty enrollments that do not include medical coverage.

Threshold updates and resolved issues

- Lower GRA thresholds extended indefinitely for GA, IA, IL, IN, KS, KY, NE, OH, OK and WI.
- Life group state expansion for CT, SC, MN and UT.
- Ohio default PEPM changed to \$30
- Names on the Census are no longer case sensitive.
- Plan Summary Link was not linking properly.
- New Rate Guarantee options are available for California and Kentucky.

- Elections are no longer frozen for brokers after the Employee Election End Date is passed.

Contact Benefitter Customer Support

Copyright (C) 2022 Benefitter. All rights reserved.

You are receiving this email because you expressed interest in Benefitter.

Benefitter
100 Montgomery Street
Suite 1725
San Francisco, CA 94104

[Add us to your address book](#)
[Update Preferences](#) | [Unsubscribe](#)